



Educational and Industrial Multiphysics Modeling in the Czech Republic

Karel Bittner

bittner@humusoft.cz



About Company

HUMUSOFT s.r.o.

- Founded in 1990, privately held
- Located in Prague, Czech Republic
- Representative of COMSOL since 1999 for several countries of Middle and Eastern Europe
- At present time there are about 200 sites of COMSOL Multiphysics in our territory
- COMSOL Multiphysics is mostly used in academic area, but there is a growing proportion of commercial users here.





Vehicle Bodywork Design

- **Example from Secondary Technical School Zdar nad Sazavou**
 - Since the year 1996 **Higher Professional School** has been established with two branches of study **Engineering Economics** and **Automation and Computer Science**
 - there are about 600 students of secondary school and 100 students of higher professional school
 - school has started co-operation with similar types of schools in Austria, Northern Ireland and Italy.
 - students have taken part in various competitions with their projects, eg. in Kuwait, France, Portugal, South Africa and Mexico.

VOS a SPŠ
Studentů 1, Zdar nad Sazavou

188-1 680 2-03

2007-2008 - nov. 2007
Přijímací
Cena a platba
Výběv učebnic a škol
IT technika
Kontakty
Publikace
Oprava a projekt
Oprava strojů
Průběh a historie
Výstav
Závěrečné
Informace o škole
Současnost
Vývoj školy
Jméno školy
Název školy
Název školy
Název školy
Název školy
Název školy
Název školy
Název školy

Služby pro veřejnost:
• Informace o škole
• Informace o škole
• Informace o škole
• Informace o škole

Služby pro veřejnost:
• Informace o škole
• Informace o škole
• Informace o škole
• Informace o škole

Informace o škole:
• Informace o škole
• Informace o škole
• Informace o škole
• Informace o škole

Projektové práce:
• Informace o škole
• Informace o škole
• Informace o škole
• Informace o škole

Všechny projekty
DesignTech

Česko, UK, Německo

© 2008 VOS a SPŠ Zdar nad Sazavou



Vehicle Bodywork Design

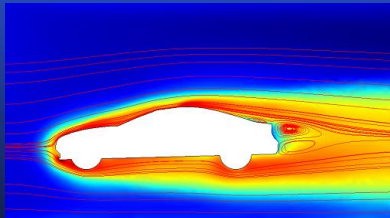
- the model of the car was manufactured on a 3D printer
- it was tested in a wind tunnel at Aeronautical Research and Test Institute in Prague - Letnany.
- the air flow around the car (2D model) was modeled using COMSOL Multiphysics



Program CATIA



Production of a part of the model from SURFCAM application



- used k- ϵ turbulent model for air speed 20m/sec



All slices of the car



All slices put together before finish

<http://www.designtech.cz>



Vehicle Bodywork Design

- results have been published on the web page **DesignTech** with full description of the solution

The screenshot shows the DesignTech website interface. The main article is titled "Analýza pomocí FEM v Autodesk Inventor". It features a 3D model of a car part with a color-coded stress analysis. The article text discusses the use of Finite Element Method (FEM) in Autodesk Inventor for stress analysis. The website navigation includes tabs for CAD, CAE, FEM, CAM, CAQ, PLM, SPVZ, IT ŘEŠENÍ, and SUPPORT. A sidebar on the right lists various software solutions like PROE A, CATIA, and others.

- on this website there are also other simple COMSOL Multiphysics examples published


The screenshot shows the DesignTech website interface for a technical article titled "Simulace proudění vzduchu". The article is dated 27. 8. 2006 and is categorized under "Aktuality". The main text describes a simulation of air flow around a car bodywork model, using CFD (Computational Fluid Dynamics) software. It mentions the use of a 3D model of a car bodywork and the simulation results showing air flow patterns. The article is part of a series of articles published on the website. The website navigation includes tabs for CAD, CAE, FEM, CAM, CAQ, PLM, SPVZ, IT ŘEŠENÍ, and SUPPORT. A sidebar on the right lists various software solutions like PROE A, CATIA, and others.



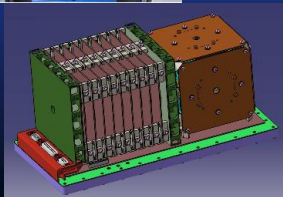
Highly Sensitive Microaccelerometer

COMSOL Multiphysics solving part of satellite

- user - Aeronautical Research and Test Institute
- major centre for aeronautic research, development and testing in the Czech Republic
- cooperation with Czech aviation industry, ESA (European Space Agency), NATO, ...



<http://www.vzlu.cz>



- plan to use **COMSOL Multiphysics** for solving the space highly sensitive microaccelerometer model for satellites
- geometry is developed in external CAD package CATIA 5
- thermal transient analysis and calculation of temperature field and temperature gradients will be solved



Siemens VDO Automotive

- **Design of level and temperature sensors for cars and trucks**
 - using COMSOL Multiphysics for simulation of sensors placed in engine blocks
 - Heat Transfer Module used
 - including of surrounding environment in the model (oil) at temperatures about 100 °C, quick changes of temperatures in the range from -40°C to 150°C and more
 - analysis of sensor's components
- customers of Siemens VDO Automotive



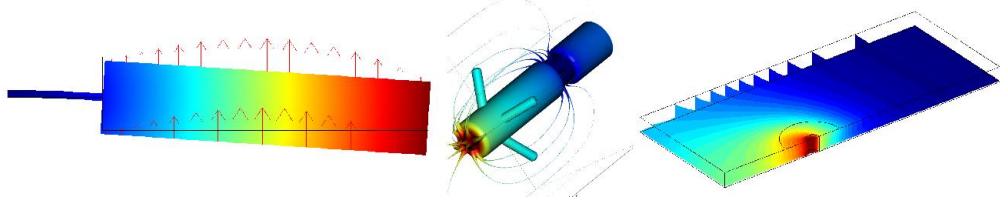


University Education

- J.E.Purkyně University in Ústí nad Labem

<http://www.sci.ujep.cz>

- Department of Physics, Head of department is **Dr. Zdeněk Moravec**
- they are using COMSOL Multiphysics for education
- more illustrative environment for students, not necessary to know programming language for solving PDE problems
- the solution is not necessary teoretically analyse but immediately to solve problem from practice
- the aim is to introduce COMSOL Multiphysics as another way of solving FEM problems
- they plan to develop semestral exercises





University Education

• Education on Technical University in Brno using COMSOL Multiphysics

- students solve examples from waveguide simulation and planar conduction area, on line exercise assignment on web pages

faculty of electrical engineering and communication at brno

795x747

The Faculty of Electrical Engineering and Communication provides education in Electronics and Communication, Cybernetics, Control and Measurement Techniques, Microelectronics and Technology, Power Electrical and Electronic Engineering and Telecommunications.

There are 12 departments in this Faculty, with about 100 teachers, 300 PhD students and more than 4,000 students in BSc and MSc study programmes. The quality of teaching is guaranteed by accreditation procedures, now at the national level by the Czech Ministry of Education, another by the European Association of Technological Universities (EATU).

There is a growing participation of students and staff in international and national European research projects funded by the EU (Comenius, Esprit, Structural Funds and others). The Faculty maintains contacts with many foreign universities and research institutions.

<http://www.feec.vutbr.cz>

2. POČÍTAČOVÉ CVIČENÍ

Cílem cvičení je seznámit se s numerickým modelováním vysoko-frekvenčních a mikrovláknových vedení. Šíření vlny vedením bude nejlépe simulováno jedním z programů FEMLAB, editorů programů MATLAB, který si vytvoříme v programu MATLAB.

Obdélníkový vlnovod Vlnovod III Zlátý mikroprvek

– horn antennas

3. POČÍTAČOVÉ CVIČENÍ

Cílem cvičení je seznámit se s numerickým modelováním aperturních a trnovitých antén. Parametry antén budeme analyzovat pomocí programu FEMLAB. Výsledkem analýzy bude směrová charakteristika antény.

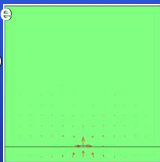
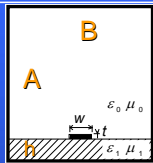
Obdélníkový trnovitý kruhový trnovitý



University Education

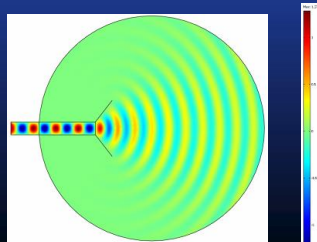
• Example 1: Planar transmission lines

- Analysis of the shielded microstrip transmission line at frequency $f = 10$ GHz. Dimensions of the shielding waveguide are $A = B = 12.7$ mm, the height of the substrate is $h = 1.27$ mm and its permittivity $\epsilon_r = 4.2$. The width of the microstrip is $w = 1.27$ mm and its thickness $t = 0.08$ mm
- The obtained field distribution is typical for the dominant quasi-TEM wave – the longitudinal component of the electric field intensity is negligible (a green background), and transversal components seem to radiate from the microstrip (red arrows). Phase propagation constant of the dominant mode at the given frequency is $371 \text{ rad}\cdot\text{m}^{-1}$.



• Example 2: Horn antennas

- Electromagnetic field distribution inside and outside the analyzed hog-horn. Electric field intensity component perpendicular to the screen is depicted.





**Thank you for your
attention**